








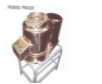

































ANNEXURE 1
BILL OF MATERIALS
INDIAN INSTITUTE OF ASTROPHYSICS
KITCHEN EQUIPMENT FOR CREST CAMPUS AT IIA HOSAKOTE,
SHIDLAGHATTA ROAD, HOSAKOTE - 562 114
BANGALORE
INDIA

BOQ OF KITCHEN EQUIPMENTS

| SL/NO | ITEM | L | W | H | QTY | IMAGE ONLY FOR YR REF |
|-------------------------|---|-------------|-----|---------|-----|---|
| STORE ROOM | | | | | | |
| SR-01 | Potato/onion bin. Body made out of 304 SS. Mounted on heavy duty wheels. | 600 | 600 | 750 | 2 |  |
| SR-02 | SS Pallet ,made out of SS 304. | 1500 | 600 | 150 | 4 |  |
| SR-03 | Atta/maida bin Body made out of 304 SS. Mounted on heavy duty wheels. | 420 | 750 | 710 | 4 |  |
| SR-04 | Chest type freezer hard top | Cap-300Ltrs | | | 1 |  |
| SR-05 | SS table with splash & 1 under shelf. Top made out of 16swg 304 SS with one under shelf 16swg 304 SS. with splash. Mounted on 1½"SS pipe legs with nylon adjustable bullet legs. | 1200 | 650 | 850+150 | 1 |  |
| PREPARATION AREA | | | | | | |
| PR-01 | Washing sink, sink size 600x450x300 .Top made out of 16 Swg. SS, MS angle frame work, mounted on SS stand with waste coupling and nylon adjustable bullet legs. | 750 | 650 | 850+150 | 1 |  |
| PR-02 | Garbage bin (Plastic) | | | | 1 | |
| PR-03 | Work table with chute & 2 under shelf. Top made out of 16swg 304 SS with two under shelf 18swg 304 SS. with splash. Mounted on 1½"SS pipe legs with nylon adjustable bullet legs. | 2000 | 650 | 850+150 | 1 |  |
| PR-04 | Chopping board (nylon) | 300 | 450 | 50 | 1 | |
| PR-05 | Vegetable cutting machine with 9 discs cap. 50 kgs per hr. | Cap-1/3HP | | | 1 |  |
| PR-06 | 4 Door vertical refrigerator cap. 1042 ltrs | 1400 | 810 | 2050 | 1 |  |
| WET AREA | | | | | | |
| WA-01 | Potato peeler Made out of aluminum di-cast, fitted with ½ HP, Single phase motor with starter (50-60kgs/hr.) | Cap-1/2HP | | | 1 |  |
| WA-02 | Tilting wet grinder fitted with 1.5 HP Three phase motor with starter. | Cap-15Ltrs | | | 1 |  |
| WA-03 | Conventional wet grinder fitted with 1 HP Three phase motor with starter. | Cap-12Ltrs | | | 1 |  |

| SL/NO | ITEM | L | W | H | QTY | IMAGE ONLY FOR YR REF |
|---------------------|---|--------------|-----|---------|-----|---|
| WA-04 | Dough kneader machine 25Kg capacity with 1HP motor. | Cap-25kg | | | 1 |  |
| WA-05 | Work table with sink & 1 under shelf. Top made out of 16 Swg. SS, MS angle frame work, undershelf 18 Swg mounted on SS stand with waste coupling and nylon adjustable bullet legs. | 1600 | 700 | 850+150 | 1 |  |
| KITCHEN AREA | | | | | | |
| KA-01 | Dosa/chapathi plate. Top made out of 14Swg. SS, fitted with good quality "V" type burners, needle control valve, and three sides of the body and front to an extent of 6" covered with SS, provision made for oil collection supplied with 3/4" thick MS dosa plate with splash . The whole unit is mounted on SS stand with nylon adjustable bullet legs including SS flash gaurd, SS front panel and one SS U/S | 1200 | 800 | 850+150 | 1 |  |
| KA-02 | SS three burner bulk cooking range. Top 16Swg. SS, sides and drip tray made out of 20Swg SS fitted with united make burner, MS angle frame work, mounted on SS stand with nylon adjustable bullet legs. | 2200 | 600 | 600 | 1 |  |
| KA-03 | Granite top table 20mm thick granitewith two undershelf. Body made out of SS. Mounted on 1½" SS pipe legs with nylon adjustable bullet legs. | 1500 | 650 | 850 | 1 |  |
| KA-04 | Masala trolley(9NOs 1/9x100mm deep GN pans)made out of SS. Mounted on 1½" SS pipe legs with nylon adjustable bullet legs. | 600 | 500 | 850 | 1 |  |
| KA-05 | Granite top table 20mm thick granite with two undershelf and two over head shelves. Body made out of SS. Mounted on 1½" SS pipe legs with nylon adjustable bullet legs. with 2 U/S and 2 OHS (400+250) | 1500 | 650 | 850 | 1 |  |
| KA-06 | Two container batter table with 1 under shelf. Top made out of 16swg 304 SS with one under shelf 18swg 304 SS, each container 9 ltr capacity. Mounted on 1½"SS pipe legs with nylon adjustable bullet legs. | 600 | 600 | 850 | 1 |  |
| KA-07 | 120 capacity Idli plant Made out of 18 Swg. SS, mounted on SS stand. It has got two chambers, each chamber consists of three trays, each tray of 20 Nos. idlies. | Cap-120 idli | | | 1 |  |
| KA-08 | Multi purpose steam vessel.Made out of 16Swg. SS, tilting type, tilting handle, side supporters and side brackets, all made out of SS. It facilities for easy cleaning also, mounted on SS stand (single jacketed) | Cap-50Ltrs | | | 1 |  |
| KA-09 | Single jacketed steam vessel for rice. Made out of 16Swg. SS, tilting type, tilting handle, side supporters and side brackets, all made out of SS. It facilities for easy cleaning also, mounted on SS stand (Single Jacketed) | Cap-10Kg | | | 1 |  |
| KA-10 | Gas operated steam generator Inner made out of Tata MS tubes, outer covering with non-magnetic stainless steel, float valve box made out of stainless steel, float ball is also made out of stainless steel with pressure valve for safety purpose, water inlet, water outlet, water level indicator with SS bolts and nuts, fitted with flanges to facilitate for easy cleaning and de-aerating with | Cap-18Kw | | | 1 |  |

| SL/N O | ITEM | L | W | H | QTY | IMAGE ONLY FOR YR REF |
|----------------------------|---|------|---------|---------|-----|---|
| KA-11 | Granite top table 20mm thick granite with 2 under shelves. Body made out of SS. Mounted on 1½" SS pipe legs with nylon adjustable bullet legs. | 1200 | 600 | 850 | 2 |  |
| POT WASH AREA | | | | | | |
| PW-01 | Pot rack with 3 tier shelves made in SS pipes verticals made with 38mm, 16 gauge SS pipes fitted with nylon adjustable bullet legs. | 1350 | 700 | 1500 | 2 |  |
| SERVING AREA | | | | | | |
| SA-01 | Coffee/tea serving/plate rack with granite (20mm thick) top and 3 sides blinder and extended tray shelf, spil tray and 2 U/S. | 1200 | 650+300 | 850 | 1 |  |
| SA-01 (A) | Spoon sterilizer- two container Electrical operated fitted with 0.5kw heating element (Capacity 60 Spoons) body made out of 304 SS. | 350 | 200 | 250 | 1 | |
| SA-02 | Service counter with 7 containers of 20 ltrs cap. Measuring 20.75" x 12.75" x 6" and 1 feet extended tray shelf and spil tray with 3 sides blinder fitted with 2KW heating coil with thermostat | 2400 | 650+300 | 850 | 1 |  |
| SA-04 | Work table with sink & 1 under shelf. Top made out of 16 Swg. SS, MS angle frame work, undershelf 18 Swg mounted on SS stand with waste coupling and nylon adjustable bullet legs. | 1200 | 600 | 850+150 | 1 |  |
| SA-05 | Storage rack with 5 shelves 18swg304 SS, Mounted on 16swg 1¼" SS square pipe mounted on nylon bullet legs. | 1000 | 600 | 1800 | 1 |  |
| PLATE WASH AREA | | | | | | |
| PL-01 | Dirty dish landing table with chute. Top made out of 16swg SS. Mounted on 1½" SS pipe legs with nylon adjustable bullet legs. | 1900 | 600 | 850+150 | 1 |  |
| PL-02 | Garbage bin (Plastic) | | | | 2 | |
| PL-03 | Three sink unit Sink size 16"x16"x10"deep. Top Made out of 16swg SS and splash. Mounted on 1½" SS pipe legs with nylon adjustable bullet legs | 1800 | 600 | 850+150 | 1 |  |
| PL-04 | Clean dish landing table with granite top (20mm thick) with 1 under shelf. Top made out of 16swg SS. Mounted on 1½" SS pipe legs with nylon adjustable bullet legs. | 1400 | 600 | 850+150 | 1 |  |
| PL-05 | Storage rack with 5 shelves 18swg304 SS, Mounted on 16swg 1¼" SS square pipe mounted on nylon bullet legs. | 1500 | 600 | 1800 | 1 |  |
| DRINKING WATER AREA | | | | | | |
| DR-01 | Water glass storage rack with 4 tier 18swg304 SS, Mounted on 16swg 1¼" SS square pipe mounted on nylon bullet legs. | 1000 | 600 | 1200 | 1 |  |
| MISCELLANEOUS | | | | | | |
| M-01 | Fly catcher | | | | 2 |  |
| M-02 | Drain grating, made out of SS 304. | 1200 | 350 | | 2 |  |

| SL/NO | ITEM | L | W | H | QTY | IMAGE ONLY FOR YR REF |
|-----------------------|--|------|------|--------|-----|---|
| M-03 | Platform trolley with heavy duty wheels body made out of 304 SS. | 900 | 600 | 850 | 2 |  |
| EXHAUST HOOD | | | | | | |
| EX-01 | Wall mounted exhaust hood made out of 304 SS with SS filters with 20swg with filters 22swg. | 1500 | 1200 | 550 | 1 |  |
| EX-02 | Wall mounted exhaust hood made out of 304 SS with SS filters. | 2500 | 1200 | 550 | 2 |  |
| EX-03 | Wall mounted exhaust hood made out of 304 SS with SS filters. | 1000 | 1200 | 550 | 1 |  |
| GAS PIPE LINE | | | | | | |
| GP-01 | Manifold (5+5) | | | | 10 | |
| GP-02 | Gas Pipe line 1/2" (rate per ft) with all necessary fittings like TATA C class pipe, manifold wall, pressure gauge, ball wall, burner flexible, dia cast regulator and etc. | | | | 100 | |
| EXHAUST SYSTEM | | | | | | |
| 1 | Supply of Centrifugal blower (SISW-Driect Driven) having capacity of 6,000 CFM at 70 mm static pressure to suit 5 HP/1440 rpm, 415 volts ,50 Hz,3 ph ISI Motor. Make:ABB/Kirloskar | | | | 1 | |
| 2 | Supply of ducting made out of GI Sheets 22/24 Gauge along with m.s. flanges for blower inlet and outlet. (Approx - 50 Sq.Mrts) | | | SQ.MTR | 50 | |
| 3 | Supply of G.I. Volume control dampers. | | | | 6 | |
| 4 | Anti Vibration mounts for the blower | | | | 6 | |

MATERIAL SPECIFICATION

- 1 Stainless steel sheet shall be of 304 grade and 18SWG unless otherwise specified.
- 2 All SS verticable shall be of 1 1/2" dia, 304 grade, schedule 10, and cross bracings shall be of 1/2" dia.
- 3 All electrical motors shall be of standard make (Brand name to be specified).
- 4 All heating coils shall be of standard make (Brand name to be specified).
- 5 The equipments shall have mat finish and all welding joints to be grounded.
- 6 Refrigeration equipments shall have puff insulation and inner SS frame work and compressor of standard make (Brand name to be specified).
- 7 The equipments shall carry One Year Warranty against manufacturing defects.
- 8 Test certificate for the LPG line to be issued together with the pipeline drawing.
- 9 Prices are inclusive of installation and transportation charges.
- 10 Photographs shown are indicative and for reference only.